






WV Early Childhood Planning Task Force - Stakeholder Survey









Preliminary findings as of 8/21/13; deadline for responses is 9/13/13.

















1. Please identify which of the following roles you fill as a stakeholder in the early childhood services system in West Virginia. Select all that describe your situation. For example you may work in a local early childhood program and also be a parent, expectant parent, or relative caregiver of a young child.























		Response Percent	Response Count
I am a parent, relative caregiver, or expectant parent of young children.		40.4%	173
I work for a state agency that provides funding, support, and/or oversight to local programs.		18.7%	80
I work for a local program that provides direct services to young children and their families.		49.1%	210
I am an interested citizen - not currently a user or provider of early childhood services.		14.5%	62
I am an elected official.		0.5%	2
		answered question	428
		skipped question	1

2. What is the age of the youngest child living in your household?

		Response Percent	Response Count
0-2 yrs.		19.5%	83
3-4 yrs.		10.6%	45
5-8 yrs.		12.2%	52
8-13 yrs		11.8%	50
Over 13 yrs.		11.5%	49
There are no children currently living in my household		34.4%	146
		answered question	425
		skipped question	4




3. In what county do you live? Select your county from drop down list.

		Response Percent	Response Count
Barbour		0.2%	1
Berkeley		0.9%	4
Boone		0.7%	3
Braxton		0.5%	2
Brooke		0.9%	4
Cabell		10.2%	43
Calhoun		0.2%	1
Clay		0.5%	2
Doddridge		0.0%	0
Fayette		3.1%	13
Gilmer		0.2%	1
Grant		0.5%	2
Greenbrier		0.7%	3
Hampshire		0.5%	2
Hancock		0.2%	1
Hardy		0.5%	2
Harrison		2.6%	11
Jackson		1.2%	5
Jefferson		1.2%	5
Kanawha		16.1%	68
Lewis		0.2%	1
Lincoln		0.5%	2
Logan		0.0%	0



McDowell		0.5%	2
Marion		1.9%	8
Marshall		4.0%	17
Mason		1.7%	7
Mercer		5.2%	22
Mineral		1.7%	7
Mingo		0.5%	2
Monongalia		2.6%	11
Monroe		0.9%	4
Morgan		0.9%	4
Nicholas		0.7%	3
Ohio		12.8%	54
Pendleton		0.7%	3
Pleasants		0.0%	0
Pocahontas		0.2%	1
Preston		0.5%	2
Putnam		4.7%	20
Raleigh		3.3%	14
Randolph		0.7%	3
Ritchie		0.0%	0
Roane		0.2%	1
Summers		0.0%	0
Taylor		0.9%	4
Tucker		0.7%	3
Tyler		0.2%	1

Upshur		1.9%	8
Wayne		1.4%	6
Webster		0.5%	2
Wetzel		0.5%	2
Wirt		0.2%	1
Wood		5.2%	22
Wyoming		0.7%	3
I do not live in WV		2.4%	10
answered question			423
skipped question			6





4. How would you describe the area where you live?

		Response Percent	Response Count
Larger city (more urban or suburban area)		21.9%	91
Smaller Town or City		52.4%	218
Rural area		25.7%	107
answered question			416
skipped question			13






5. What is your gender?

		Response Percent	Response Count
Male		9.3%	40
Female		90.7%	388
answered question			428
skipped question			1






6. The first few years (birth to 5 yrs of age) are extremely important to success in school and later life.

		Response Percent	Response Count
Strongly Agree		91.4%	374
Agree		7.1%	29
Neither Agree or Disagree		0.5%	2
Disagree		0.0%	0
Strongly Disagree		1.0%	4
answered question			409
skipped question			20






7. Employers should not be providing any special types of support for workers with young children.

		Response Percent	Response Count
Strongly Agree		1.7%	7
Agree		2.0%	8
Neither Agree or Disagree		11.6%	47
Disagree		29.6%	120
Strongly Disagree		55.2%	224
answered question			406
skipped question			23






8. I would support a small increase in state taxes or fees if the funds were used to provide high quality early childhood programs.

		Response Percent	Response Count
Strongly Agree		31.5%	129
Agree		36.3%	149
Neither Agree or Disagree		17.6%	72
Disagree		9.8%	40
Strongly Disagree		4.9%	20
answered question			410
skipped question			19

9. Public funds should only be used to support programs for young children that have demonstrated a positive impact on the health, development and/or school readiness of young children.

		Response Percent	Response Count
Strongly Agree		25.7%	105
Agree		45.5%	186
Neither Agree or Disagree		14.9%	61
Disagree		9.3%	38
Strongly Disagree		4.6%	19
answered question			409
skipped question			20

10. Programs for young children should not be required to meet high standards of quality since this increases the cost.

		Response Percent	Response Count
Strongly Agree		1.7%	7
Agree		2.9%	12
Neither Agree or Disagree		5.4%	22
Disagree		33.7%	138
Strongly Disagree		56.2%	230
answered question			409
skipped question			20






11. Salaries and benefits of workers need to be increased in order to attract and retain a good workforce within early childhood programs.

		Response Percent	Response Count
Strongly Agree		55.2%	224
Agree		32.5%	132
Neither Agree or Disagree		9.9%	40
Disagree		2.5%	10
Strongly Disagree		0.0%	0
answered question			406
skipped question			23






12. We should not be using public funds to help low-income working families pay for high quality child care.

		Response Percent	Response Count
Strongly Agree		3.7%	15
Agree		5.4%	22
Neither Agree or Disagree		14.8%	60
Disagree		38.4%	156
Strongly Disagree		37.7%	153
answered question			406
skipped question			23



13. Early childhood programs supported with public funds should give priority to children with special needs and those children living in families below the poverty level.

		Response Percent	Response Count
Strongly Agree		16.0%	65
Agree		34.0%	138
Neither Agree or Disagree		24.1%	98
Disagree		20.2%	82
Strongly Disagree		5.7%	23
answered question			406
skipped question			23













14. Reaching more families and young children in need of services is more important than increasing the quality of existing programs.

		Response Percent	Response Count
Strongly Agree		3.7%	15
Agree		17.2%	70
Neither Agree or Disagree		29.7%	121
Disagree		39.6%	161
Strongly Disagree		9.8%	40
answered question			407
skipped question			22











15. Has your family used any services and programs for young children within the past three years?

		Response Percent	Response Count
Yes		32.8%	132
No		67.2%	270
answered question			402
skipped question			27



16. Which of the following types of early childhood programs and services has your family used within the past three years? Check all programs you have used within the past 3 years.

		Response Percent	Response Count
Pre-natal care		26.9%	35
Well child care (health checkups)		59.2%	77
Birth to Three		38.5%	50
Home Visiting/Family Education		7.7%	10
Public Preschool/Pre-K		44.6%	58
Private Preschool		30.0%	39
Head Start/Early Head Start		10.0%	13
Child Care		44.6%	58
Medicaid		22.3%	29
Medicaid Waiver		2.3%	3
CHIP (Children's Health Insurance Program)		11.5%	15
Other service not included above (please specify)		11.5%	15
answered question			130
skipped question			299

17. Has your family had any of the following problems when trying to find programs and services for young children in the area where you live? Check all problems that you have experienced.

		Response Percent	Response Count
I have not needed any early childhood services		9.0%	10
I have needed services but have not had any problems		25.2%	28
I have had a hard time finding out what services are available.		26.1%	29
I had concerns about the quality of the program or service		34.2%	38
The service or program I needed was not available		11.7%	13
The hours the program was available did not meet my needs		21.6%	24
The program was too expensive		18.0%	20
The location of the program was too far away		5.4%	6
The program was not able to address my child's special needs		7.2%	8
Other problem (please specify)		15.3%	17
		answered question	111
		skipped question	318

18. Do any of your young children have special needs?

		Response Percent	Response Count
Yes		27.6%	37
No		72.4%	97
answered question			134
skipped question			295

19. Please tell us what types of programs or supports you have found to be most helpful in raising your young children.

	Response Count
	90
answered question	90
skipped question	339

20. Please tell us what you think we should do in West Virginia to improve services and programs for young children.

	Response Count
	275
answered question	275
skipped question	154