

**West Virginia Board of Education Policy 2525 –  
*West Virginia’s Universal Access to a Quality Early Education System***

- West Virginia legislation passed in 2002 required the state to expand access to preschool education programs, in order to make prekindergarten available to all 4 year old children by 2012-13. In 2012-13 all 4 year old children, as well as 3 year old children with an IEP will have access to a quality Universal Pre-K program. **2012-13 enrollment** was **15,754** children.
- In order to support counties in the effort to maximize existing resources, 50% of the classrooms are to be collaborate with community partners. During **2012-13, 74%** of the classrooms were in collaboration with community partners, including childcare centers and Head Start programs.
- Funding for Universal Pre-K is part of the State School Aid Funding Formula. As enrollment increases, funding to implement increases. FY2012 Total State Aid funding generated by Pre-k was over **85 million dollars** (*in addition to Federal Head Start and Childcare funding*).

**Intent of Policy 2525**

- Provide opportunities to parents for their children to receive Pre-K services in a setting that is most appropriate.
- Provide county partners with a framework in which to implement Pre-k services. It is not intended to provide a step-by-step instruction of implementation. Counties have flexibility of how they wish to see Pre-K services delivered in their community.
- Provide high-quality Pre-K services to four year old children so they may be ready to enter kindergarten.
- Programs are inclusive so that all children have access to high quality programs and are not segregated by income, ability, funding stream, care needs or other characteristics. “Care” and “education” are integrated into one consistent program that address individual strengths and needs.

**NIEER – National Institute for Early Education Research**

**NIEER Quality Standards Checklist - WV Met 8 of 10 for 2011 Yearbook for 2013**

POLICY	STATE PRE-K REQUIREMENT	BENCHMARK	DOES REQUIREMENT MEET BENCHMARK?	
1 -Early learning standards	Comprehensive	Comprehensive	✓	✓
2 -Teacher degree	BA (pre-K only programs); AA (blended programs) <sup>2</sup>	BA	NO	✓
3 -Teacher specialized training	See footnotes <sup>3</sup>	Specializing in pre-K	✓	✓
4 -Assistant teacher degree	HSD	CDA or equivalent	NO	NO
5 -Teacher in-service	15 clock hours	At least 15 hours/year	✓	✓
6 -Maximum class size		20 or lower	✓	✓
3-year-olds	20			
4-year-olds	20			
7 -Staff-child ratio		1:10 or better	✓	✓
3-year-olds	1:10			
4-year-olds	1:10			
8 -Screening/referral and support services	Vision, hearing, health, developmental, dental; and support services <sup>4</sup>	Vision, hearing, health; and at least 1 support service	✓	✓
9 -Meals	Depend on length of program day <sup>5</sup>	At least 1/day	✓	✓
10 -Monitoring	Site visits& other monitoring	Site visits	✓	✓

2 If the classroom is in a community collaborative (supported by two or more funding sources and located in a public school or community-based setting), the teacher may be on permit, provided that the teacher has at least an Associate’s degree in an approved field and is working toward certification. Teachers may be on permit for up to 5 years.

3 Teachers in public school settings that are not collaborative must be certified in Birth-5, Early Childhood Education, Preschool Special Needs, or Elementary Education (with a Pre-K/K endorsement). Teachers in community collaborative settings must have a degree in Child Development/ Early Childhood or in Occupational Development with an emphasis in Child Development/Early Childhood.

4 Support services include two annual parent conferences or home visits, transition to kindergarten activities, and other locally determined services.

5 Meals must be offered if the program operates for more than 4 hours per day.

**NIEER – National Institute for Early Education Research  
The State of Preschool 2011 Yearbook**

---

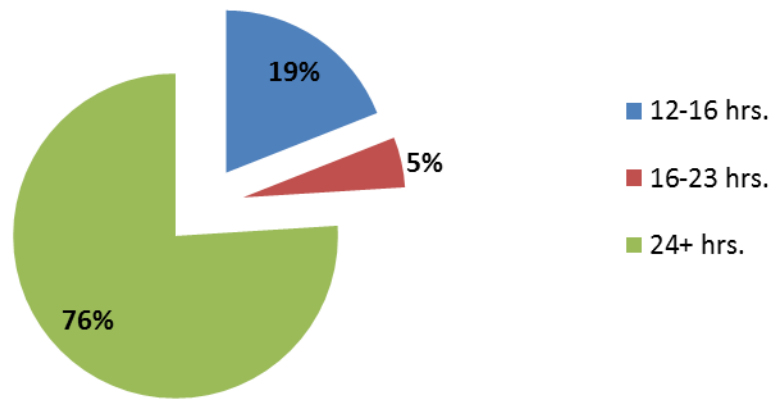
WV Pre-K national ranking for access for 4 year-olds	5 <sup>th</sup>
WV Pre-K national ranking for access for 3 year-olds	7 <sup>th</sup>
WV Pre-K national ranking for state spending on Pre-K	8 <sup>th</sup>
WV Pre-K national ranking for overall spending on Pre-K	4 <sup>th</sup>

---

**2012-13 Overview of WV Pre-K Classrooms**

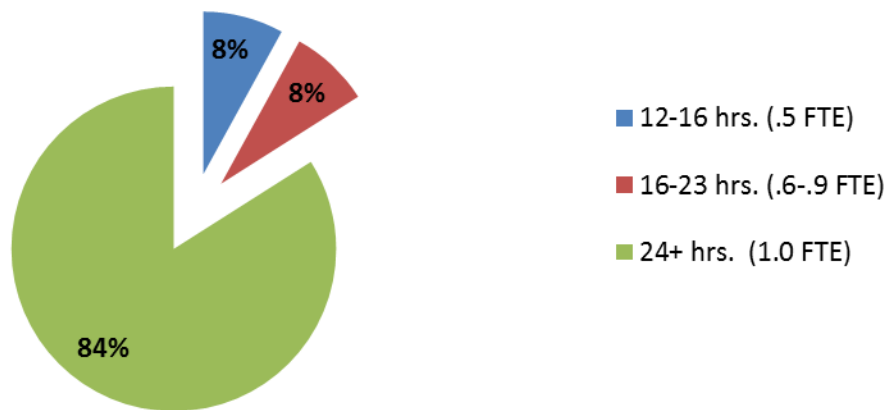
Pre-K classes identified in verified county data for 2012-13 <i>(AM / PM sessions defined as separate classes)</i>	<b>1071</b>
2012-13 Pre-K Enrollment	<b>15,754</b>
Increase in enrollment from 2011-12	<b>3.1%</b>
Increase in enrollment since 2007-08	<b>29%</b>

### Hours of Instruction per Week Offered per Classroom 2012-13

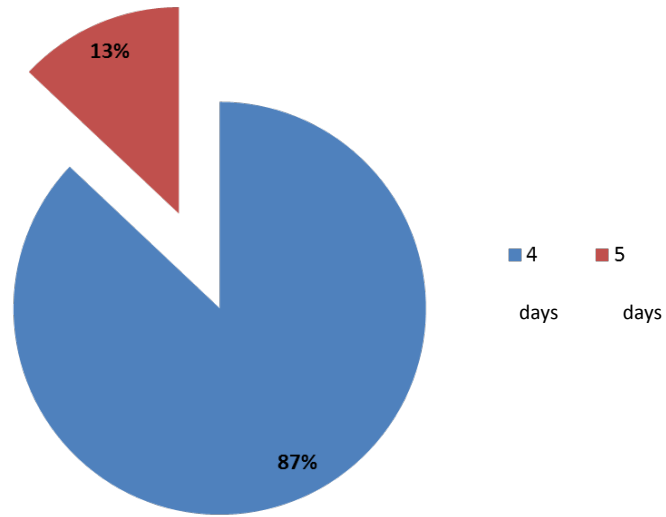


76% of the classrooms operated as a full day classroom for 2012-13. However the following outlines the actual enrollment status (full time equivalency – FTE) of children for the 2012-13 school year.

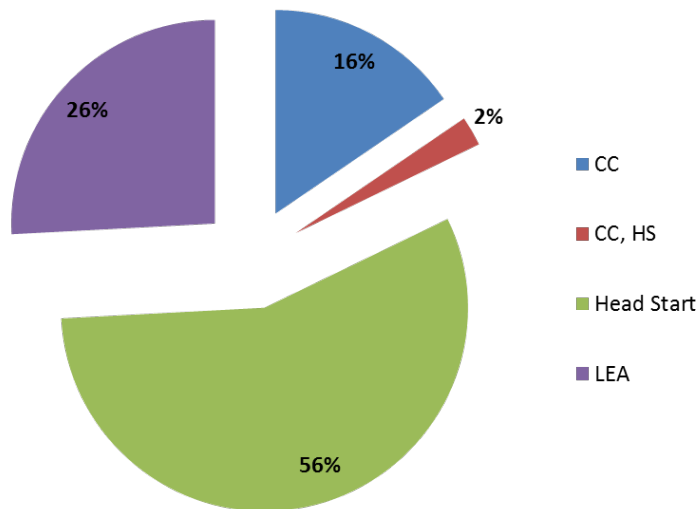
### Full Time Equivalency Status per Child Enrollment 2012-13



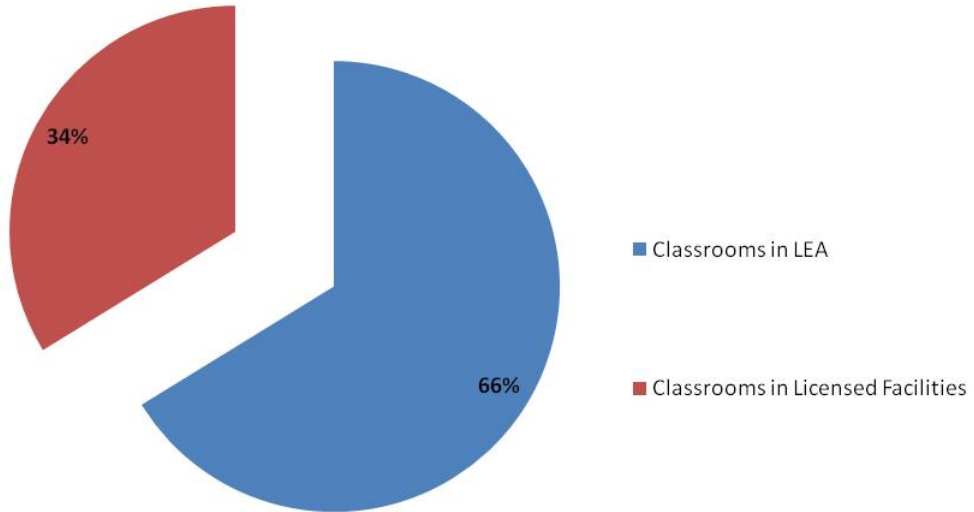
Days of Instruction per Week (per Classrooms)  
2012-13



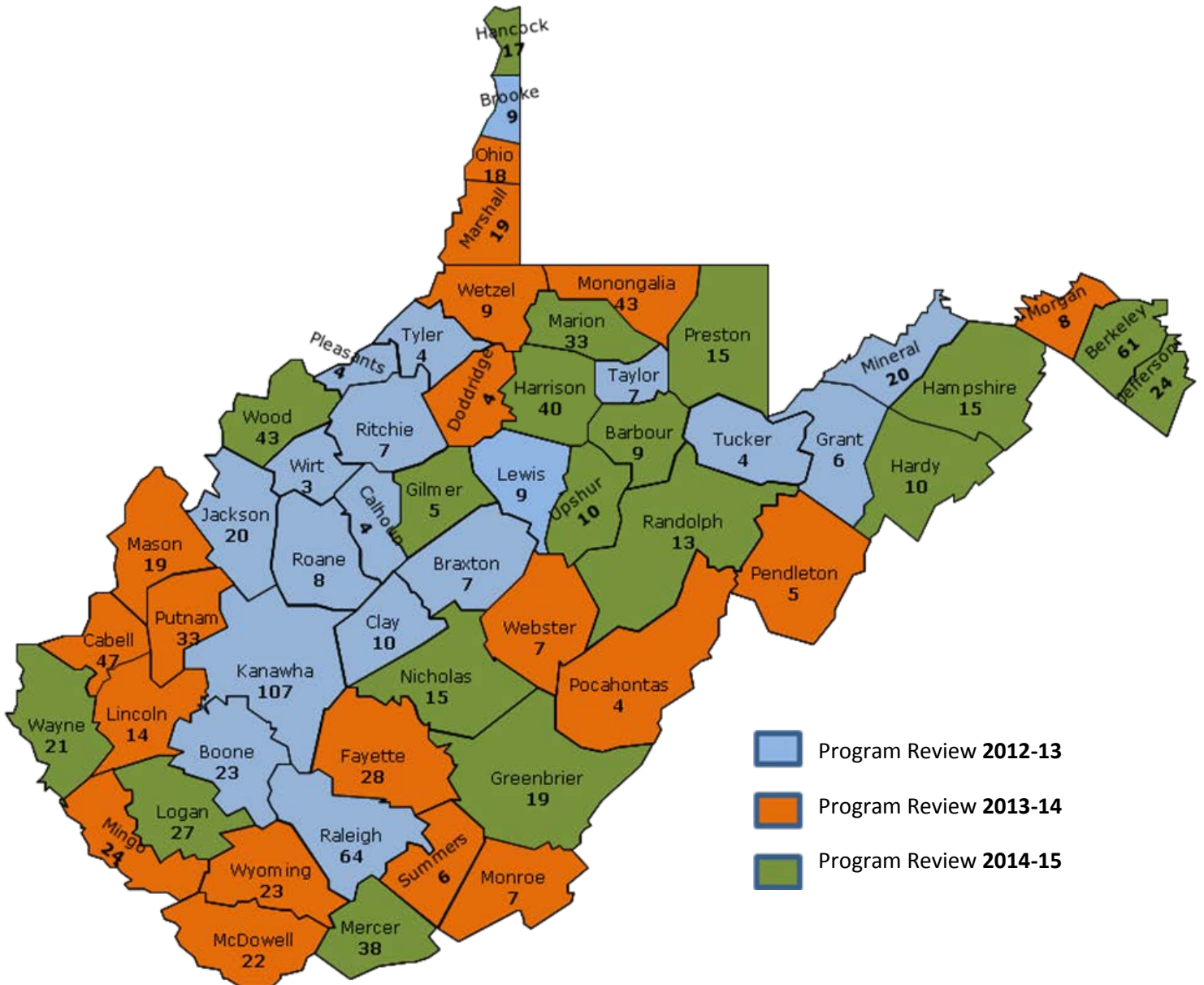
Collaboration Summary (per Classrooms)  
2012-13



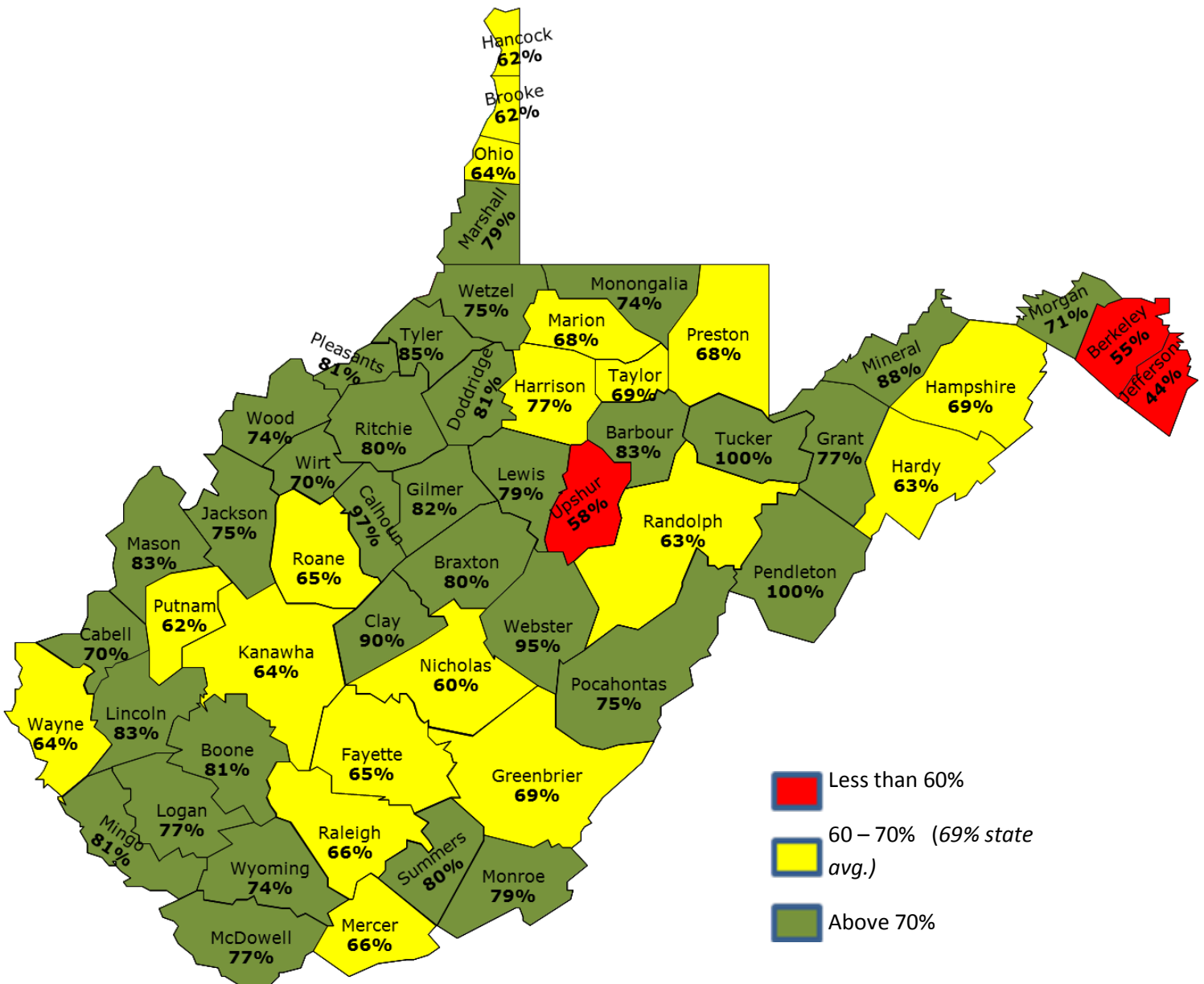
Collaboration per Location Summary 2012-13



West Virginia Universal Pre-K  
Program Review Timeline  
2012-13 Classroom Count



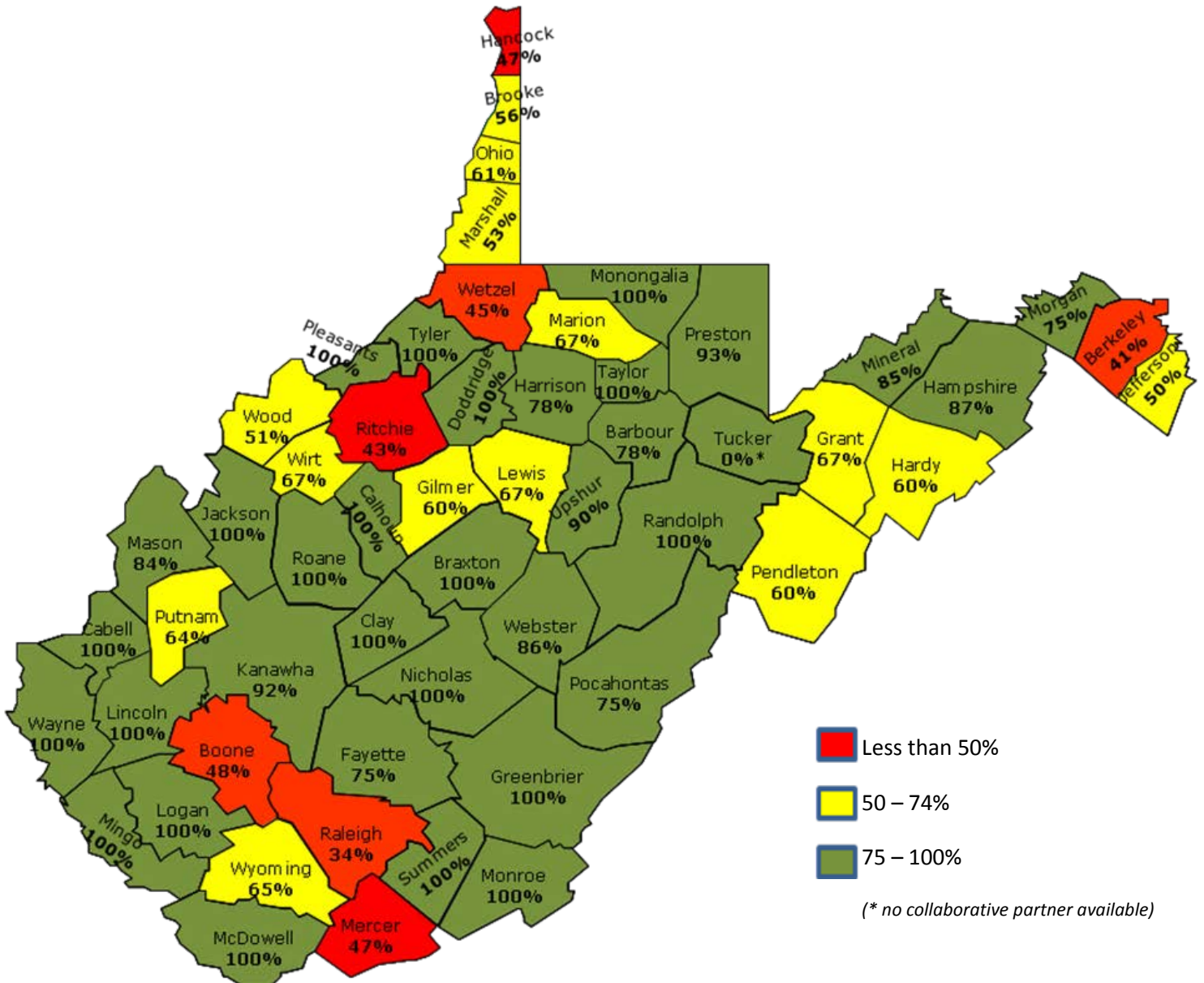
West Virginia Universal Pre-K  
2011-12 4 Yr. Old Participation Rates\*



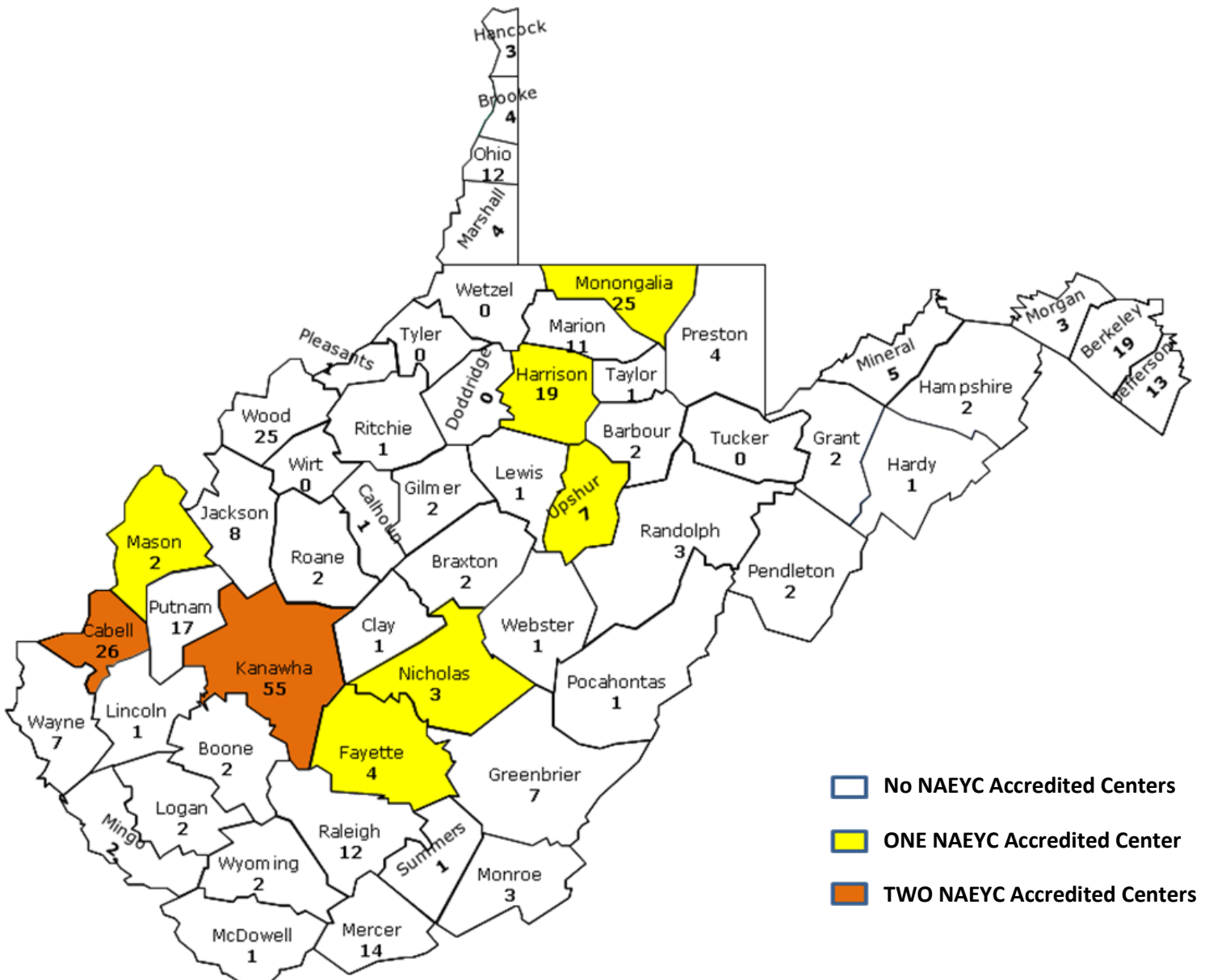
\* Percent Participation is the comparison between the 5 yr. old kindergarten enrollment and the 4 yr. old population enrolled in pre-k from the previous year. This is used as a rough estimate for participation and needs.



West Virginia Universal Pre-K  
2012-13 Collaboration Rates



West Virginia Licensed Child Care Centers  
2012 WVDHHR WV Child Care Centers



- No NAEYC Accredited Centers
- ONE NAEYC Accredited Center
- TWO NAEYC Accredited Centers

**WVBE POLICY 2525 – WEST VIRGINIA’S UNIVERSAL ACCESS  
TO A QUALITY EARLY EDUCATION SYSTEM**

February 22, 2013

County	2011-12 4 yr. old - Pre-K Enrollment <sup>1</sup>	2012-13 5 yr. old - Kindergarten Enrollment <sup>2</sup>	*Participation Percentage <sup>3</sup>	2012-13 Total Pre-K Enrollment <sup>4</sup>	2012-13 Pre-K Enrollment Excluded for State Aid (under 4 yrs) <sup>5</sup>	2012-13 Approved Pre-K Classrooms	2012-13 Capacity reported on program data
Barbour	131	157	83%	142	20	9	180
Berkeley	706	1282	55%	872	10	61	991
Boone	239	295	81%	266	47	23	396
Braxton	116	145	80%	142	17	7	140
Brooke	132	212	62%	154	9	9	170
Cabell	672	955	70%	758	2	47	892
Calhoun	66	68	97%	65	0	4	80
Clay	122	136	90%	135	18	10	185
Doddridge	55	68	81%	73	1	4	80
Fayette	292	447	65%	396	90	28	499
Gilmer	54	66	82%	60	0	5	97
Grant	88	115	77%	126	2	6	112
Greenbrier	245	355	69%	253	31	19	348
Hampshire	154	223	69%	176	23	15	218
Hancock	160	260	62%	250	23	17	280
Hardy	99	156	63%	149	0	10	200
Harrison	535	699	77%	688	39	40	773
Jackson	219	291	75%	309	3	20	353
Jefferson	281	636	44%	323	6	24	395
Kanawha	1196	1867	64%	1494	85	107	1752
Lewis	143	180	79%	165	1	9	176
Lincoln	220	266	83%	264	16	14	268
Logan	296	384	77%	376	65	27	518
Marion	365	536	68%	492	67	33	597
Marshall	231	293	79%	275	32	19	343
Mason	226	271	83%	296	8	19	372
McDowell	196	253	77%	216	96	22	384
Mercer	434	655	66%	564	70	38	714
Mineral	235	268	88%	295	31	20	363
Mingo	240	297	81%	259	105	24	446
Monongalia	557	755	74%	647	153	43	772
Monroe	97	123	79%	121	34	7	131
Morgan	96	136	71%	128	24	8	136
Nicholas	185	308	60%	235	23	15	269

**WVBE POLICY 2525 – WEST VIRGINIA’S UNIVERSAL ACCESS  
TO A QUALITY EARLY EDUCATION SYSTEM**

February 22, 2013

County	2011-12 4 yr. old - Pre-K Enrollment <sup>1</sup>	2012-13 5 yr. old - Kindergarten Enrollment <sup>2</sup>	*Participation Percentage <sup>3</sup>	2012-13 Total Pre-K Enrollment <sup>4</sup>	2012-13 Pre-K Enrollment Excluded for State Aid (under 4 yrs) <sup>5</sup>	2012-13 Approved Pre-K Classrooms	2012-13 Capacity reported on program data
Ohio	214	334	64%	308	3	18	296
Pendleton	51	48	100%	67	4	5	80
Pleasants	71	88	81%	65	0	4	80
Pocahontas	51	68	75%	58	5	4	80
Preston	203	298	68%	269	11	15	294
Putnam	376	611	62%	415	42	33	514
Raleigh	586	890	66%	769	4	64	1150
Randolph	204	326	63%	227	2	13	252
Ritchie	74	92	80%	98	0	7	128
Roane	111	171	65%	123	10	8	160
Summers	87	109	80%	117	23	6	120
Taylor	106	153	69%	130	14	7	140
Tucker	56	54	100%	62	0	4	80
Tyler	75	88	85%	76	1	4	80
Upshur	160	274	58%	180	0	10	188
Wayne	312	487	64%	405	28	21	415
Webster	93	98	95%	99	4	7	118
Wetzel	120	160	75%	149	5	9	165
Wirt	45	64	70%	57	0	3	55
Wood	580	786	74%	680	3	43	780
Wyoming	177	240	74%	314	12	23	429
<b>Totals</b>	<b>12,835</b>	<b>18,597</b>	<b>69%</b>	<b>15,754</b>	<b>1,322</b>	<b>1,071</b>	<b>19,234</b>

<sup>1</sup> 4 year olds on September 1<sup>st</sup>, 2011 - 2nd month Enrollment Counted for State Aid Funding

<sup>2</sup> 5 year olds on September 1<sup>st</sup>, 2012 - 2nd month Enrollment Counted for State Aid Funding

<sup>3</sup> Percent Participation is the comparison between the 5 yr. old kindergarten enrollment and the 4 yr. old population enrolled in pre-k from the previous year. This is used as a rough estimate for participation and needs.

<sup>4</sup> Total Pre-K Enrollment based on 2<sup>nd</sup> month 2012-13.

<sup>5</sup> 2nd month Enrollment – Excluded for State Aid – under the age of 4 yrs. Old without an IEP.

## Defining “Universality” in WV Pre-K

During the inception of Universal Pre-K for West Virginia in 2002, 80% access for four year old children was the targeted or anticipated participation rate for the voluntary, universal access to public Pre-K. However, nationally, only a few states have developed a full-fledged universal pre-K system since West Virginia’s Pre-K launch, and the National Institute for Early Education Research (NIEER) has provided annual updates on each state’s progress over the past ten years.

The State of Preschool 2011 State Preschool Yearbook by NIEER stated that the top three states for four year old access were Florida, Oklahoma, and Vermont. In 2010-11, each of these top three states averaged 72% for four year old access. In comparison, West Virginia was 5<sup>th</sup> in the nation at 58% for 2010-11. West Virginia must clearly define what Universal Pre-K truly means. Two key components in West Virginia’s system for universal pre-k are *access* and *collaboration*.

The first component, **access**, is based on a school district’s ability to meet the community’s needs. There cannot be a waiting list; all families who desire a space in the Universal Pre-K system must be accommodated. Much of this work involves community needs assessments, which requires districts to be able to identify trends in enrollment, parent choice in placement in private/secular sites not partnering, and trends of families who choose not to participate and keep their children home until kindergarten. This component is individual to each district. The preliminary data for each county reviewed for Universal Access prior to 2012-13 found that each district demonstrated this component but at various participation rates for four year olds. Some districts have begun surveying kindergarten registrants to gain a clearer picture of participation rates at private and faith based settings, as well as trends in the data for families who choose to keep their children home until kindergarten. As access has become universal, the question remains – is access equal?

The second component, **collaboration**, is a required factor per WVBE Policy 2525, which indicates that a district is working to fully maximize its resources. Each school district must demonstrate that it has established collaborative partnerships, where feasible, with the goal being a minimum of 50% of the programs in collaboration with community partners. Many of the school districts have surpassed this requirement, as 74% of all the 2012-13 West Virginia Pre-K classrooms are collaborative.

For more information on West Virginia Universal Pre-K visit <http://wvde.state.wv.us/oel/> .

### Policy Resources at <http://wvde.state.wv.us/policies/>

- WVBE Policy 2525 West Virginia's Universal Access to Early Education System
- WVBE Policy 2520.15 - Early Learning Standards
- WVBE Policy 2520.14 - 21st Century Learning Skills and Technology Tools Content Standards and Objectives for West Virginia Schools

## WV Pre-k Funding

*From WEST VIRGINIA CODE §18-5-44. Early childhood education programs.*

(t)(1) Documentation indicating the extent to which county boards are maximizing resources by using the existing capacity of community-based programs, including, but not limited to, Head Start and child care; and

(t)(2) For those county boards that are including eligible children attending approved, contracted community-based programs in their net enrollment for the purposes of calculating state aid pursuant to article nine-a of this chapter, documentation that the county board is equitably distributing funding for all children regardless of setting.

## WV Pre-k Funding - County Collaborative Team Resources

<http://wvde.state.wv.us/oel/county-resources.php>

[WV Pre-K Partnerships: Collaborating with Community Programs](#)

[Budget Template](#)

---

## Milestones

### 2002

West Virginia legislature passed W. Va. Code §18-5-44. This bill requires the West Virginia Board of Education, in collaboration with the Secretary of West Virginia Department of Health and Human Resources, to ensure that every four year old has access to a high quality Pre-k classroom by 2012-13.

### 2005, 2007, 2009, 2011, 2012

West Virginia Board of Education revisions to Policy 2525 to ensure continued revisions to strengthen the quality of WV Pre-k and the collaborative process.

### 2008

The WVDE changed the rules for WV Pre-k funding calculations to ensure children in various setting were funded equally and equitably, regardless of type of collaboration or setting.

### 2010

The WVBE revised the West Virginia Early Learning Standards Framework (WVBE Policy 2520.15) to better meet alignment to the Common Core State Standards and Kindergarten CSO's, as well as to address school readiness and child assessment.

### WV Universal Pre-K Contacts

<p>WVDE Office of Early Learning  <a href="http://wvde.state.wv.us/oel/">http://wvde.state.wv.us/oel/</a>                  Janet Bock, Coordinator  <a href="mailto:jbock@access.k12.wv.us">jbock@access.k12.wv.us</a>                  304.558.9994</p>	<p>WVDE Office of Special Programs  <a href="http://wvde.state.wv.us/osp/">http://wvde.state.wv.us/osp/</a>                  Ginger Huffman, Coordinator  <a href="mailto:vhuffman@access.k12.wv.us">vhuffman@access.k12.wv.us</a>                  304.558.2696</p>
<p>WVDHHR Division of Early Care and Education  <a href="http://www.wvdhhr.org/bcf/ece/">http://www.wvdhhr.org/bcf/ece/</a>                  Melanie Clark, Program Manager  <a href="mailto:Melanie.A.Clark@wv.gov">Melanie.A.Clark@wv.gov</a>                  304.356.4600</p>	<p>WV Head Start State Collaboration Office  <a href="http://www.wvheadstart.org/">http://www.wvheadstart.org/</a>                  Traci Dalton, Director  <a href="mailto:Traci.L.Dalton@wv.gov">Traci.L.Dalton@wv.gov</a>                  304.356.4604</p>
<p>WVDE Office of Early Learning  <a href="http://wvde.state.wv.us/oel/">http://wvde.state.wv.us/oel/</a>                  Clayton Burch, Executive Director  <a href="mailto:wburch@access.k12.wv.us">wburch@access.k12.wv.us</a>                  304.558.9994</p>	